

# kit OBSTACLES DETECTOR

## ↓ #01 ELEMENTS



URBAN  
EXPLORER



PLASTIC  
CAP



STRING  
[100 CM.]  
[39 IN.]



STICKER  
or TAPE

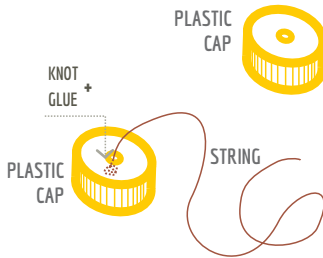


CHALK




MATCHBOX

## ↓ #02 HOW TO MAKE

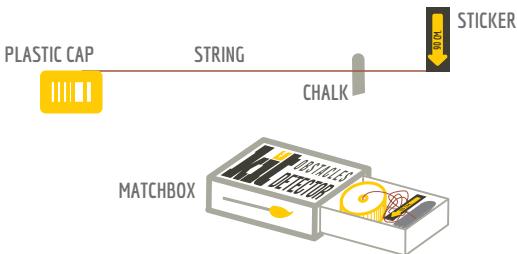


Make a hole in the plastic cap center.

Pass the piece of string through the hole and tie a knot at the end. Reinforce with glue.



Mark on piece of string two measures: 75 cm. [ 29,5 in.] and 90 cm. [ 35,5 in.]



Place a chalk in the 75 cm. mark and a sticker or tape in the 90 cm. mark..

Keeps the **kit** within the matchbox. As is small, it fits in any pocket. You can take it with you while you walk around the city.

#KITOBS

[WWW.WIX.COM/TRECEDECINUEVE/1319X](http://WWW.WIX.COM/TRECEDECINUEVE/1319X)

@\_VERITOMANSILLA

1319 | TRECEDECINUEVE.